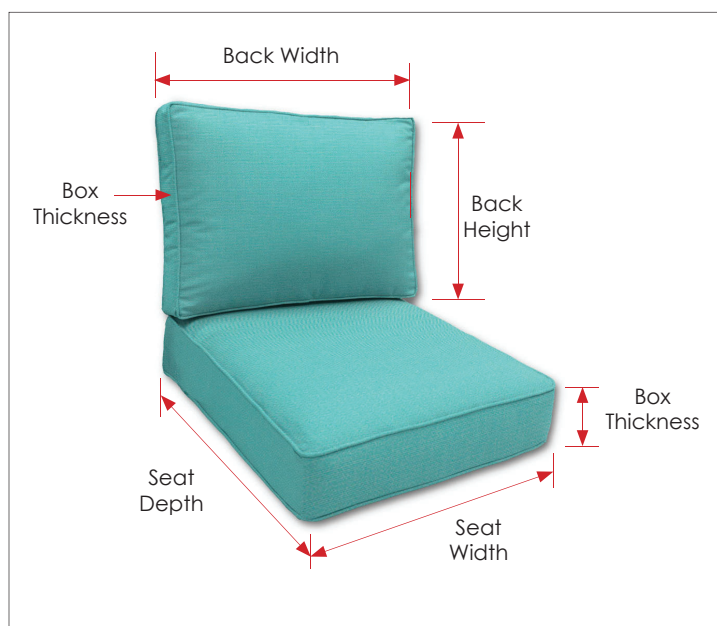




HOW TO MEASURE FOR NEW OUTDOOR CUSHIONS





How To Measure

Deep Seating Patio Chair Cushions




MEASURE THE WIDTH

Back Cushion Width

Measure the width of the back cushion at the top and at the bottom. We need to confirm they are the same width or if there is a taper. Measure to the closest 1/2"

Seat Cushion Width

Measure the width of the seat cushion at the front and at the back. We need to make sure that they are the same width or if there is a taper. Measure to the closest 1/2"



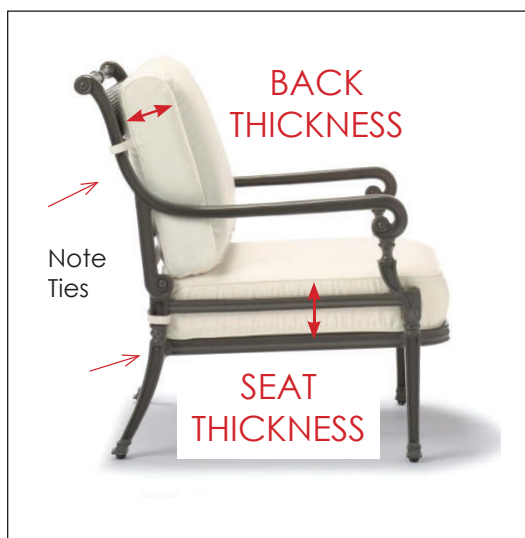
MEASURE THE HEIGHT & DEPTH

Back Cushion Height

Measure the height of the back cushion. Measure to the closest 1/2"

Seat Cushion Depth

Measure the depth of the seat cushion. Measure to the closest 1/2"



MEASURE THE HEIGHT & DEPTH

Back Cushion Thickness

Measure the thickness of the back cushion. Measure to the closest 1/2"

Seat Cushion Thickness

Measure the thickness of the seat cushion. Measure to the closest 1/2"

Take note of placement of fabric ties or velcro ties and where they are located on the cushion.



Club Chair Styles

Outdoor Patio Chair Styles That Use A Boxed Style Cushion





Measurement Worksheet

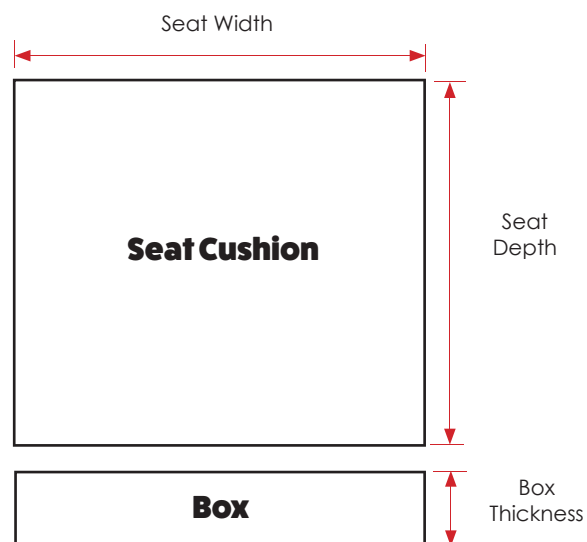
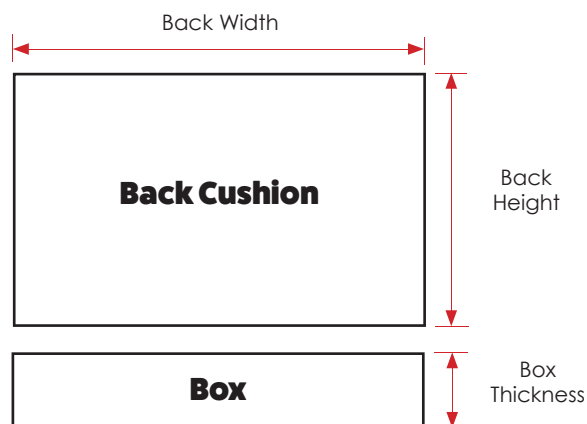
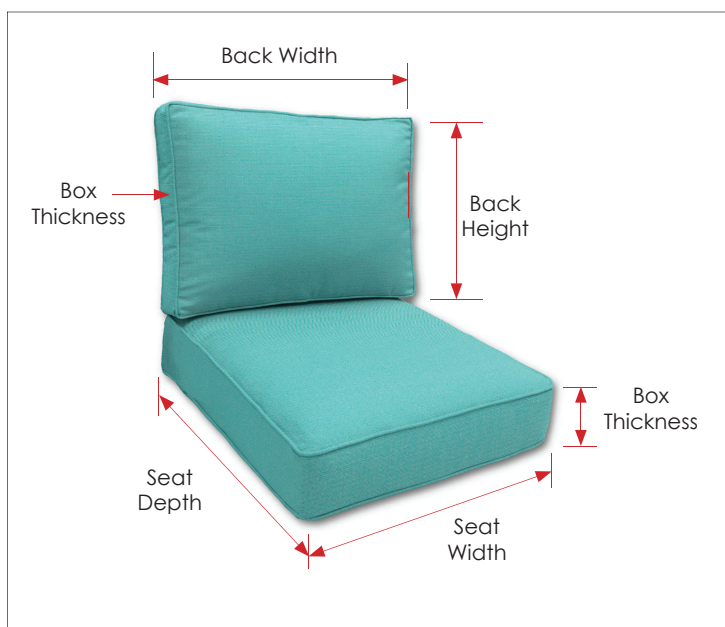
Classic Boxed Cushion

The classic boxed style patio cushion is probably the most common style of replacement cushion for outdoor patio furniture. The classic boxed cushion is used on chairs, loveseat and sofas.

How To Measure An Existing Cushion

- Measure from piping to piping or seam to seam.
- Measure boxing or thickness, the same way.
- Measure to the closest 1/2"
- Note if you need fabric ties or velcro ties

Measure all dimensions and record your measurements below.



Enter Your Measurements Below

_____ Back Cushion Width
_____ Back Cushion Height
_____ Back Cushion Thickness

Measure to the closest 1/2"

Enter Your Measurements Below

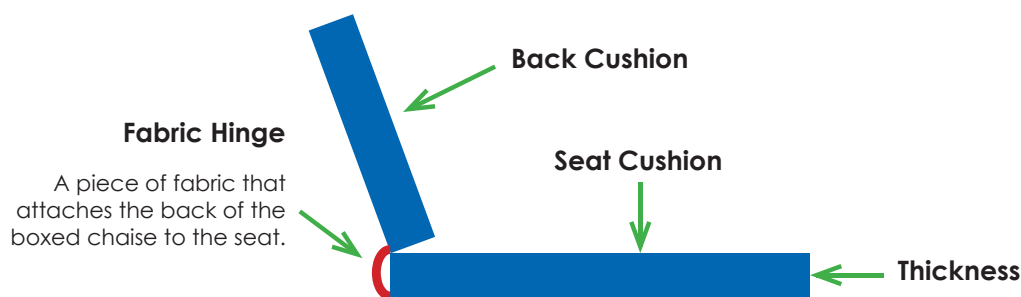
_____ Seat Cushion Width
_____ Seat Cushion Depth
_____ Seat Cushion Thickness



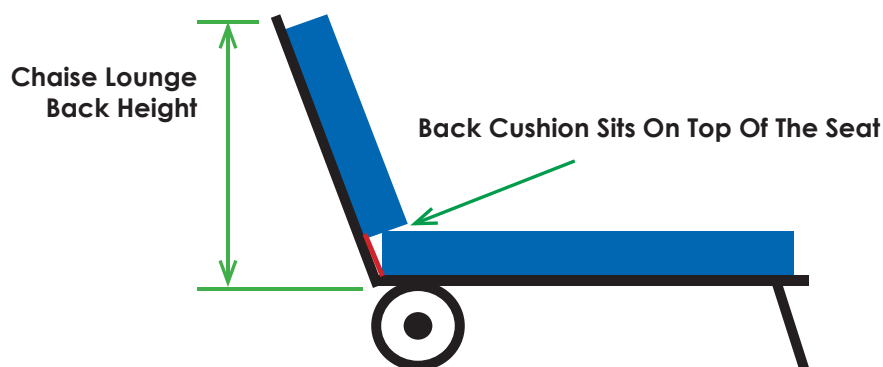
How To Measure

Boxed Chaise Lounge Cushions

A boxed chaise is essentially two cushions that are attached together with a fabric hinge or flap. This piece of fabric keeps both cushions in place on the chaise lounge frame.

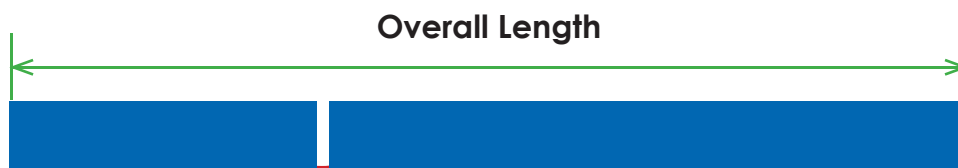


The back portion of the chaise cushion is designed to sit on top of the seat portion. The final height of the back cushion will be **"less the thickness"** of the seat cushion.



Final chaise cushion back length (or height) equals length of the chaise back MINUS the thickness of the seat cushion.

FOR EXAMPLE - If the back of the chaise measures 34" From the top to where the seat starts, and the chaise seat is 4" thick, then you will need a 30" tall back cushion. If the seat of the chaise measures 50" from front to back, then you will need an overall cushion length of "80 inches with a hinge at 50".





Chaise Lounge Styles

Outdoor Chaise Styles That Use A Boxed Style Chaise Lounge Cushion





Measurement Worksheet

Boxed Chaise Lounge Cushion

The classic boxed style Chaise Lounge cushion is the most common style of replacement cushion for outdoor patio furniture. The classic boxed chaise is styled to fit most any kind of outdoor chaise lounge.

How To Measure An Existing Cushion

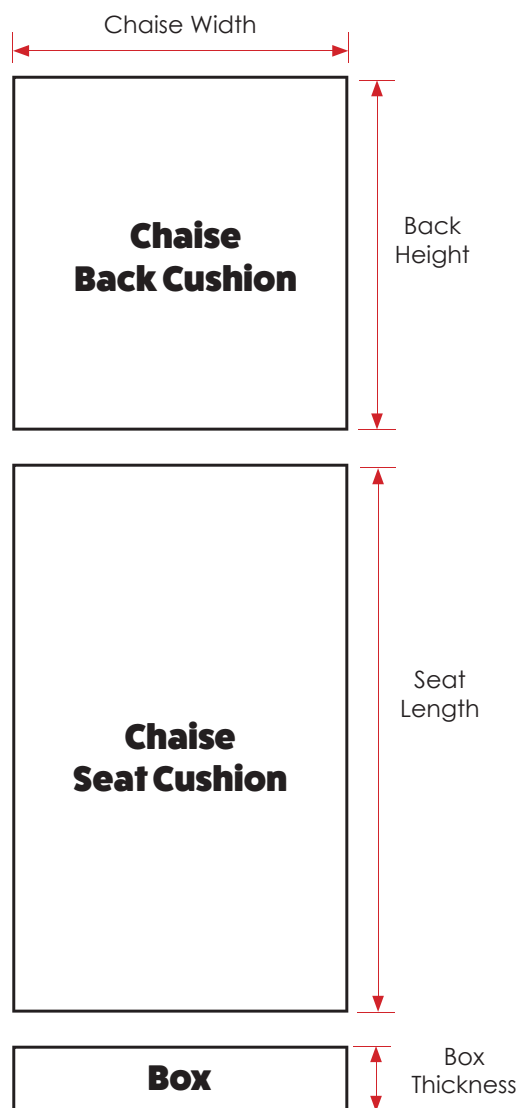
- Measure from piping to piping or seam to seam.
- Measure boxing or thickness, the same way.
- Measure to the closest 1/2"
- Note if you need fabric ties or velcro ties
- Chaise Cushions are made in ONE width for both the back and seat.



Measure to the closest 1/2"

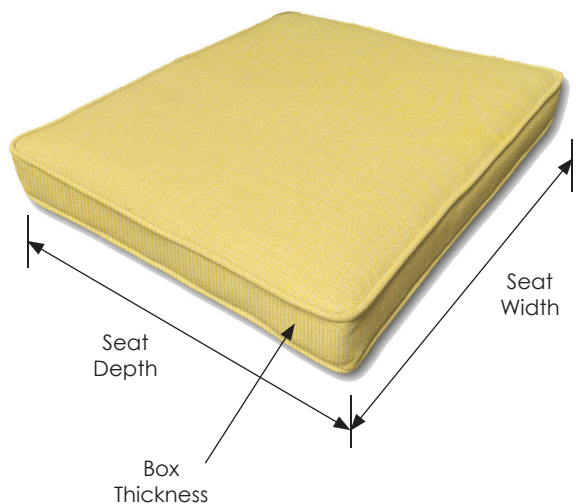
Enter Your Measurements Below

- _____ Overall Cushion Width
- _____ Back Cushion Height
- _____ Seat Cushion Length
- _____ Chaise Cushion Thickness





Measurement Worksheet



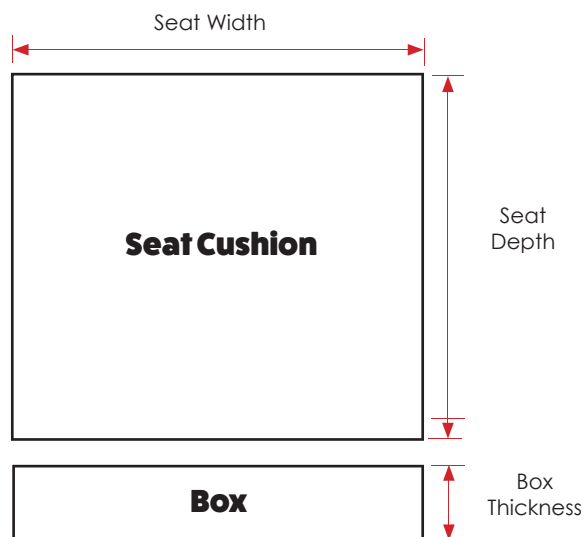
Boxed Dining Chair Seat Pad

The classic boxed style patio cushion is probably the most common style of replacement cushion for outdoor patio furniture. The classic boxed cushion is used on chairs, loveseat and sofas.

How To Measure An Existing Cushion

- Measure from piping to piping or seam to seam.
- Measure boxing or thickness, the same way.
- Measure to the closest 1/2"
- Note if you need fabric ties or velcro ties

Measure all dimensions and record your measurements below.




Enter Your Measurements Below

_____ Seat Cushion Width

_____ Seat Cushion Depth

_____ Seat Cushion Thickness

Measure to the closest 1/2"



Dining Chair Styles

Outdoor Dining Chair Styles That Use A Boxed Style Seat Cushion





Measurement Worksheet

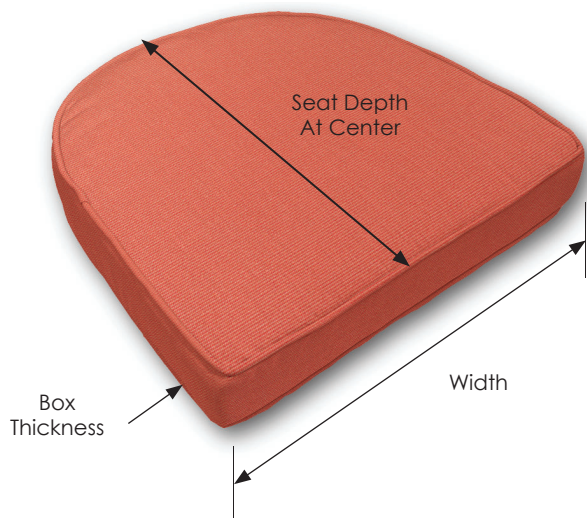
Wicker Chair Seat Cushions

The classic boxed style patio cushion is probably the most common style of replacement cushion for outdoor patio furniture. The classic boxed cushion is used on chairs, loveseat and sofas.

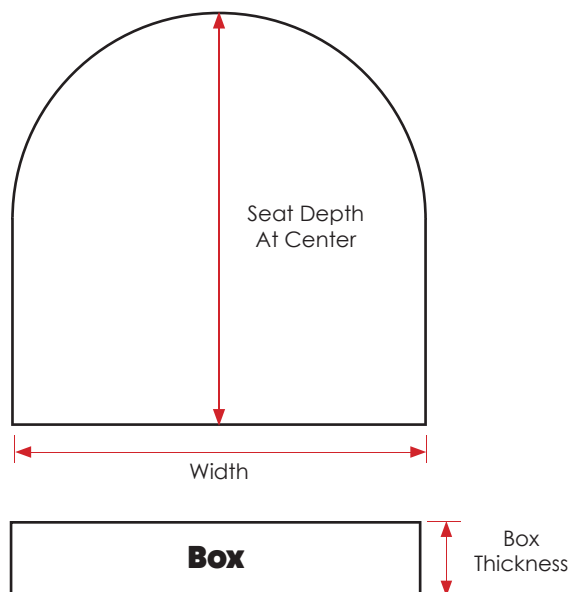
How To Measure An Existing Cushion

- Measure from piping to piping or seam to seam.
- Measure boxing or thickness, the same way.
- Measure to the closest 1/2"
- Note if you need fabric ties or velcro ties

Measure all dimensions and record your measurements below.



Contoured Seat Cushion



Enter Your Measurements Below

_____ Seat Cushion Width

_____ Seat Cushion Depth

_____ Seat Cushion Thickness

Measure to the closest 1/2"




Why settle for ugly, cheap, big box store cushions, that never fit?



Customize The Size!

Our easy online ordering allows you to **CUSTOMIZE THE SIZE** of your outdoor patio furniture cushion to the exact size you need.



You made the initial investment in better quality outdoor patio furniture. Make the investment in better quality cushions, in **Sunbrella Outdoor Fabrics**, that fit perfectly and will last for years to come.



www.CascadiaOutdoorCushions.com